

PCNSW Church Health Survey 2018

Sample Presbyterian Church {32}

Contents:

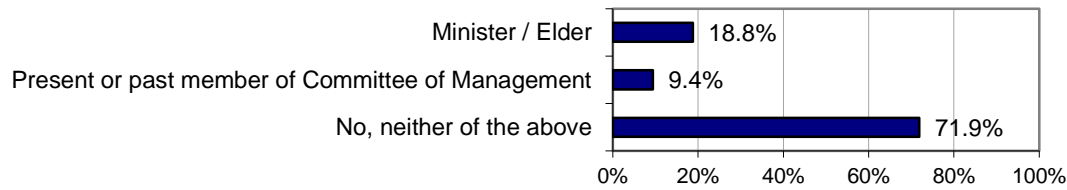
- 1) Demographic Information
- 2) General Questions
- 3) Change Over Time
- 4) About This Presbyterian Church:
 - a) Survey Indices
 - b) Highest and Lowest Performing Items
 - c) Statistical Results Schedule
 - d) Statistical Results - Sorted by Mean Score

1. Demographic Information

Sample Presbyterian Church {32}

1. Please indicate if you serve in any of the below formal leadership roles:

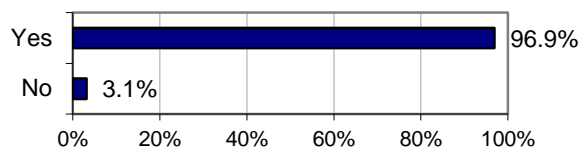
{32 responses}*



* Percentages are based on the number of respondents who answered this question. As respondents were able to mark more than 1 response to this question, the percentages may not add up to 100%.

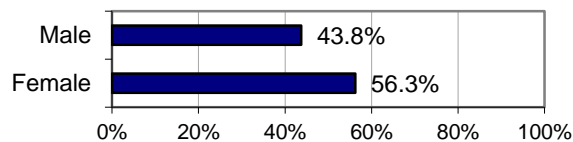
2. Are you a communicant member of the church?

{32 responses}



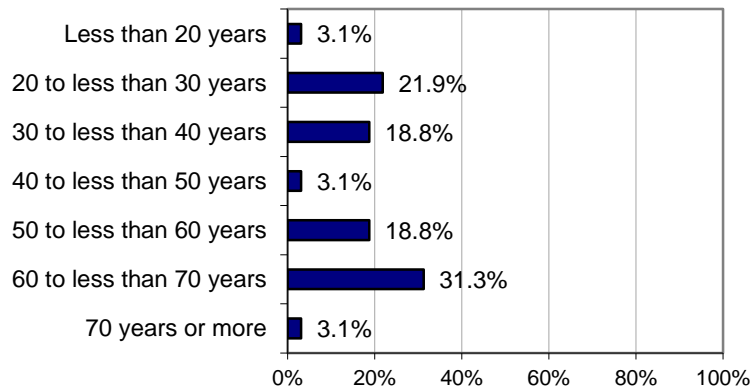
3. What is your gender?

{32 responses}



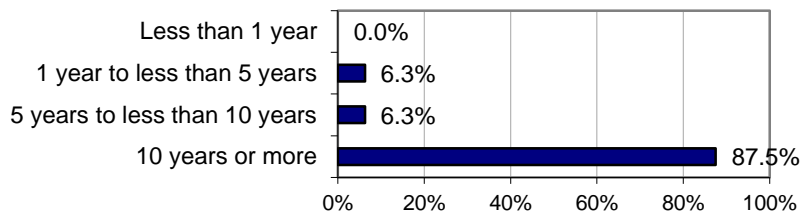
4. What is your current age?

{32 responses}



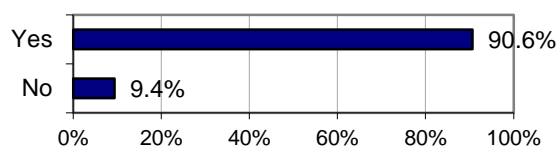
5. How long have you been attending this church?

{32 responses}



6. Are you currently actively involved in a regular small group bible study in your church?

{32 responses}

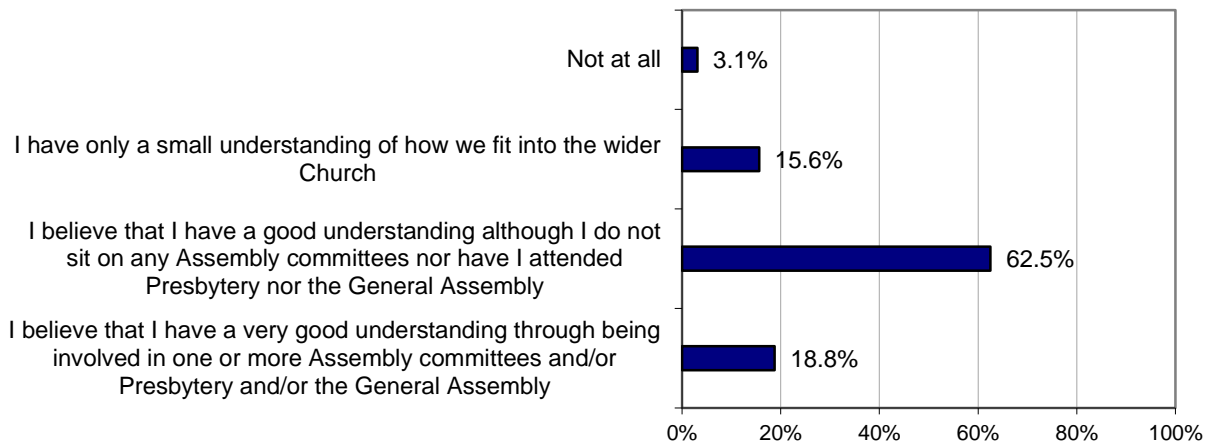


2. General Questions

Sample Presbyterian Church {32}

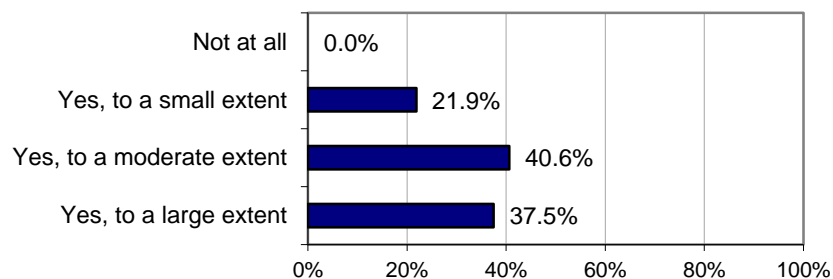
7. To what extent do you understand how your congregation fits into the Presbyterian Church in NSW?

{32 responses}



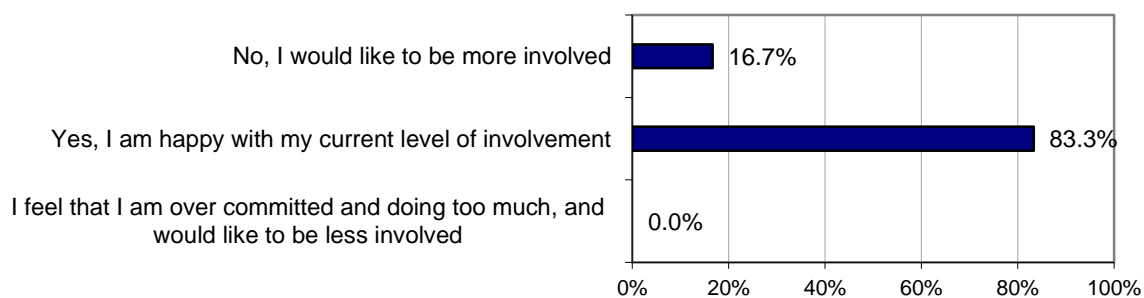
8. Have you been encouraged to use your gifts and skills in your church?

{32 responses}



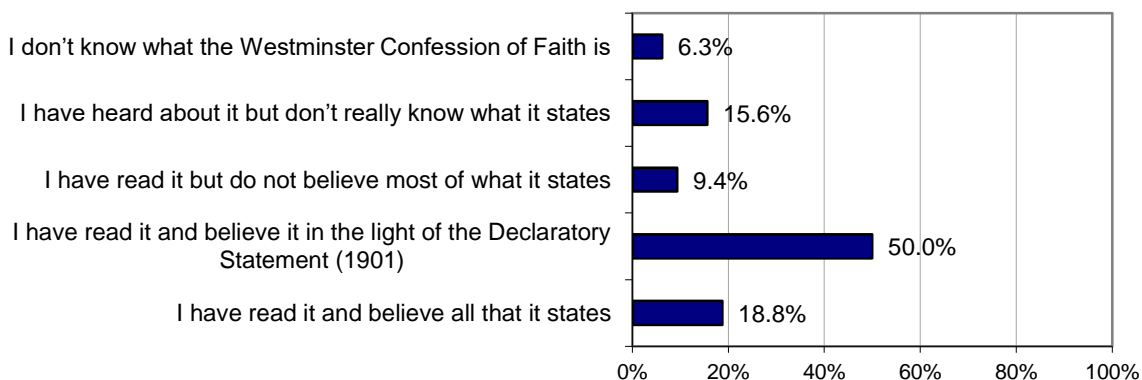
9. Are you as involved in your church as you would like to be?

{30 responses}



13. To what extent are you familiar with the Westminster Confession of Faith?

{32 responses}

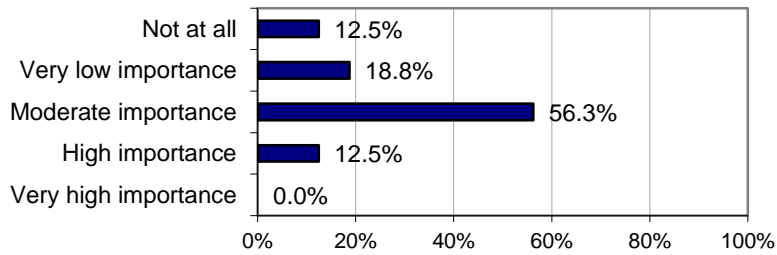


2. General Questions

Sample Presbyterian Church {32}

10. How important is it to you that the minister/s or an elder visits you regularly?

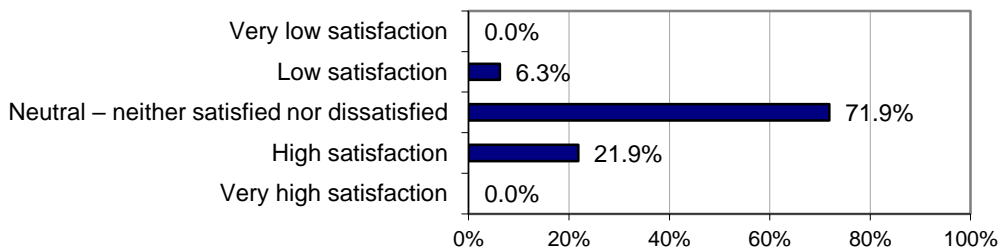
{32 responses}



Mean score: 1.84
St.Dev: 0.45

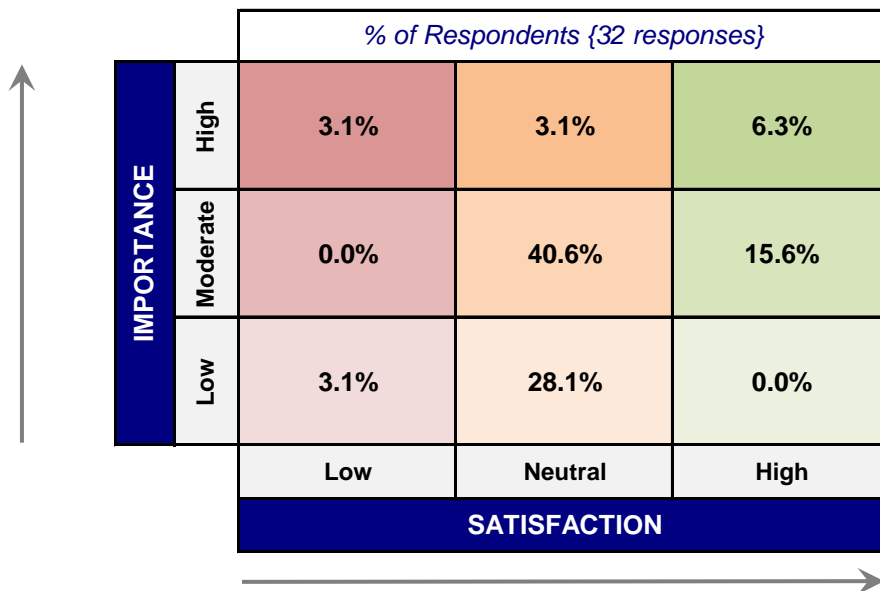
11. How satisfied are you with visitations/pastoral support you receive from your minister/s and elders?

{32 responses}



Mean score: 2.69
St.Dev: 0.86

Pastoral Leader Visitations/Support Importance vs Satisfaction (Q10 and Q11 Comparison)



12. How satisfied are you with the pastoral support you receive from your small group bible study in your church?

{32 responses}



Mean score: 3.16
St.Dev: 0.51

3. Change Over Time

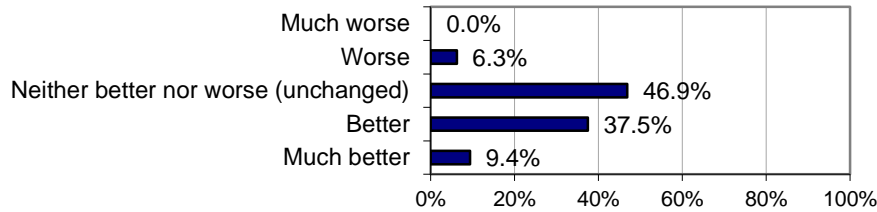
Sample Presbyterian Church {32}

14. To what extent have you/your church changed for the better or worse over the past 2 years in the following areas:

A). Loving God (Worship):

a). My personal enjoyment of God:

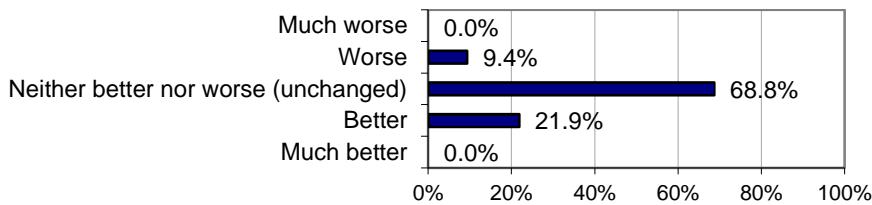
{32 responses}



Mean score: 3.50
St.Dev: 0.76

b). My church collectively enjoying God:

{32 responses}

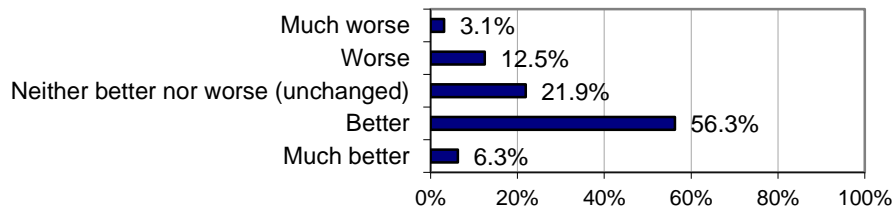


Mean score: 3.13
St.Dev: 0.55

B). Loving each other (Church Community):

a). Developing strong personal friendships at church:

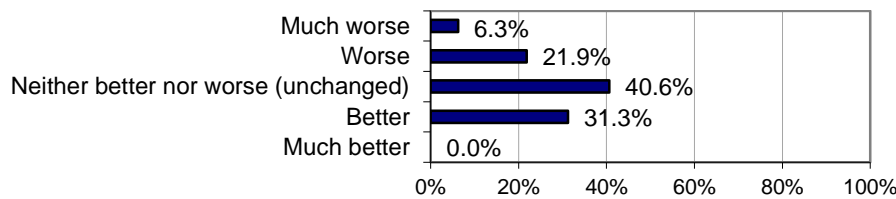
{32 responses}



Mean score: 3.50
St.Dev: 0.92

b). My church being a cohesive and unified community:

{32 responses}

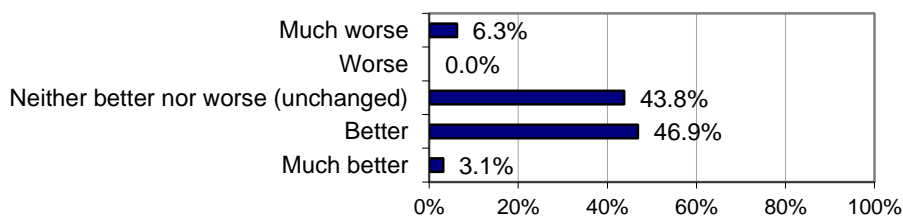


Mean score: 2.97
St.Dev: 0.90

C). Loving God's world (Local Church Mission):

a). Having personal conversations about Jesus:

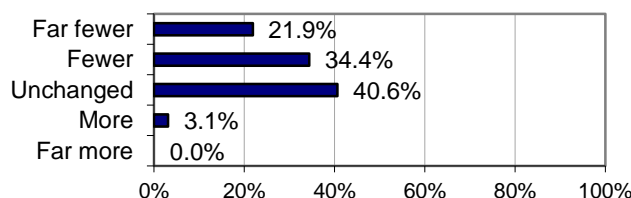
{32 responses}



Mean score: 3.41
St.Dev: 0.84

b). Our church growing in the number of new Christians:

{32 responses}



Mean score: 2.25
St.Dev: 0.84

4. About This Presbyterian Church

Survey Indices

Sample Presbyterian Church {32}

1. Attenders:	Favourable	Unfavourable
(a) Overall (Qs 1 to 15)	91%	4%
(b) Orthodox doctrine (Qs 1 to 5)	100%	0%
(c) Personal worship (Qs 6 to 7)	95%	0%
(d) Personal sanctification (Q8)	94%	0%
(e) Personal contributions (Qs 9, 10)	94%	3%
(f) Personal witness (Qs 12 to 15)	80%	13%

2. Church:	Favourable	Unfavourable
(a) Overall (Qs 16 to 39)	77%	13%
(b) Church vision (Q39)	61%	32%
(c) Church worship (Qs 31 to 36)	99%	1%
(d) Church welcoming (Qs 17, 20)	84%	11%
(e) Church community (Qs 11, 16, 19, 22, 23, 27, 28)	68%	14%
(f) Church equipping (Qs 24, 25)	89%	3%
(g) Church witness (Qs 18, 37, 38)	60%	23%

The table above measures the average Favourable (% Agree) and Unfavourable (% Disagree) scores for each of the groups of questions from Section 4 of the survey, as indicated in brackets next to each index.

Health Indicators - the following response percentages indicate a relatively healthy response, on average:
 Favourable: Greater than 70%; Unfavourable: Less than 10%.

4. About This Presbyterian Church

Survey Indices

Sample Presbyterian Church {32}

3. Leaders:	Favourable	Unfavourable
(a) Overall (Qs 40 to 42)	81%	7%
(b) Leaders Christ-like living (Q40a)	97%	0%
(c) Leaders doctrine and teaching (Qs 40b, 40c)	100%	0%
(d) Leaders communication (Qs 26, 29, 30, 40m)	65%	20%
(e) Leaders empower others (Qs 21, 40e, 40f)	70%	15%
(f) Leaders care for members (Qs 40g, 40h)	83%	8%
(g) Leaders care for the poor (Q40j)	37%	13%
(h) Leaders exercise discipline appropriately (Q40i)	60%	10%
(i) CoM effectiveness (Qs 41, 42)	91%	3%
(j) Leaders overall effectiveness (Qs 40d, 40k, 40l)	86%	5%

The table above measures the average Favourable (% Agree) and Unfavourable (% Disagree) scores for each of the groups of questions from Section 4 of the survey, as indicated in brackets next to each index.

Health Indicators - for the table above, the following response percentages indicate a relatively healthy response, on average: Favourable: Greater than 70%; Unfavourable: Less than 10%.

4. Change over time:	% Better	% Worse
(a) Overall (Qs (b) to (g) below)	39%	23%
(b) My personal enjoyment of God	47%	6%
(c) My church collectively enjoying God	22%	9%
(d) Developing strong personal friendships at church	63%	16%
(e) My church being a cohesive and unified community	31%	28%
(f) Having personal conversations about Jesus	50%	6%
	% More	% Fewer
(g) Our church growing in number of new Christians	3%	56%

The table above measures the percentage of respondents who rated better / more (% Better or % Much Better / % More or % Far More); and worse / fewer (% Worse or % Much Worse / % Fewer or % Far Fewer) for each question in Section 3 of the survey.

4. About This Presbyterian Church

Highest and Lowest Performing Items

Sample Presbyterian Church {32}

STRENGTHS - TOP 10 HIGHEST PERFORMING (% Agree)

- Q2. I believe that Jesus died for my sins (100.0%)
- Q3. I believe that on the third day Jesus rose from the dead and appeared to many witnesses (100.0%)
- Q4. I believe that Jesus will come back from heaven to restore His people and His world (100.0%)
- Q5. I trust in Jesus alone as my only hope for eternal life (100.0%)
- Q1. I believe that the Bible is the word of God (100.0%)
- Q40c). In our church the minister/s and elders teach the gospel from both the Old and New Testaments (100.0%)
- Q40b). In our church the minister/s and elders hold firmly to the truths of the whole Bible (100.0%)
- Q31. Our church preaching proclaims Jesus clearly from the Bible (100.0%)
- Q33. Our church singing expresses a range of Biblical truths and Christian affections (100.0%)
- Q35. Our church prayers are shaped by God's word and are characterised by confidence in God and thankfulness to him (100.0%)

OPPORTUNITIES - TOP 10 LOWEST PERFORMING (% Disagree)

- Q37. Our church has developed clear strategies to help the surrounding community to trust in Jesus (41.9%)
- Q15. In the last three months, I have invited a non-Christian friend, colleague or family member to spend time socially with another Christian friend or to experience an aspect of our church community (34.4%)
- Q39. Our church has a biblically-based and culturally appropriate vision for the future that inspires me (32.3%)
- Q23. A mature person of the same gender from my church regularly encourages me in my life (31.3%)
- Q26. I am able to share my deep feelings, fears and hopes with my minister/s / an elder (29.0%)
- Q40m). In our church the minister/s and elders keep us well informed and actively encourage two-way communication (25.8%)
- Q16. Our church has clear expectations for all members (21.9%)
- Q21. Our church is willing to try new initiatives (21.9%)
- Q38. Our church partners actively with other churches in gospel mission locally, regionally, nationally, and globally (19.4%)
- Q28. Conflicts between members in my church are resolved effectively (18.8%)

4. About This Presbyterian Church

Statistical Results Schedule

Sample Presbyterian Church {32}

		DISTRIBUTION OF SCORES				Performance Mean Score	Performance Mean Score Rank
		No. of responses	Disagree (1-3)	Neither Agree nor Disagree (4)	Agree (5-7)		
1. Attenders							
Q1.	I believe that the Bible is the word of God	32	0.0%	0.0%	100.0%	97.9%	5
Q2.	I believe that Jesus died for my sins	32	0.0%	0.0%	100.0%	100.0%	1
Q3.	I believe that on the third day Jesus rose from the dead and appeared to many witnesses	32	0.0%	0.0%	100.0%	100.0%	1
Q4.	I believe that Jesus will come back from heaven to restore His people and His world	32	0.0%	0.0%	100.0%	100.0%	1
Q5.	I trust in Jesus alone as my only hope for eternal life	32	0.0%	0.0%	100.0%	100.0%	1
Q6.	I confess my sins to God regularly and specifically	32	0.0%	0.0%	100.0%	89.1%	13
Q7.	I maintain an active devotional life consisting of regular prayer and personal Bible reading	32	0.0%	9.4%	90.6%	84.4%	18
Q8.	I can see evidence in my life of God transforming me through His spirit to become more like Jesus	31	0.0%	6.5%	93.5%	87.1%	16
Q9.	I make regular and generous financial contributions to this church	32	6.3%	6.3%	87.5%	79.7%	26
Q10.	I serve regularly in a ministry of this church	32	0.0%	0.0%	100.0%	89.1%	13
Q11.	I have developed close and satisfying friendships at church	32	6.3%	18.8%	75.0%	76.0%	31
Q12.	I have developed close and satisfying friendships with non-Christians who know about my relationship with Jesus	32	3.1%	0.0%	96.9%	83.3%	22
Q13.	I pray regularly for opportunities to proclaim Jesus in word and deed among my non-Christian family, friends, colleagues, and neighbours	32	3.1%	9.4%	87.5%	78.6%	28
Q14.	I am confident that I can explain the gospel clearly to a non-Christian, and would be prepared to be embarrassed or ridiculed for doing so	32	12.5%	6.3%	81.3%	75.5%	33
Q15.	In the last three months, I have invited a non-Christian friend, colleague or family member to spend time socially with another Christian friend or to experience an aspect of our church community	32	34.4%	9.4%	56.3%	56.3%	50
2. Church							
Q16.	Our church has clear expectations for all members	32	21.9%	25.0%	53.1%	56.8%	48
Q17.	Our church welcomes and cares for people from diverse backgrounds	32	12.5%	6.3%	81.3%	70.3%	39
Q18.	Our church prays regularly and intentionally for the surrounding community	32	6.3%	6.3%	87.5%	84.4%	18
Q19.	I feel that I am part of a community of believers in my church	32	3.1%	3.1%	93.8%	84.9%	17
Q20.	Our church is welcoming to those who do not know or trust in Jesus	32	9.4%	3.1%	87.5%	75.5%	33
Q21.	Our church is willing to try new initiatives	32	21.9%	9.4%	68.8%	63.5%	43
Q22.	My family is actively involved in my church	30	10.0%	13.3%	76.7%	77.8%	29
Q23.	A mature person of the same gender from my church regularly encourages me in my life	32	31.3%	12.5%	56.3%	56.8%	48
Q24.	Our church has equipped and supports me to live for Jesus in my family, work, church and community	32	3.1%	3.1%	93.8%	79.2%	27
Q25.	Our church has equipped and supports me to serve others using my God-given gifts	32	3.1%	12.5%	84.4%	75.5%	33
Q26.	I am able to share my deep feelings, fears and hopes with my minister/s / an elder	31	29.0%	22.6%	48.4%	55.4%	52
Q27.	I feel valued by God through the relationships that I have developed at my church	32	6.3%	12.5%	81.3%	76.0%	31

4. About This Presbyterian Church

Statistical Results Schedule

Sample Presbyterian Church {32}

		DISTRIBUTION OF SCORES				Performance Mean Score	Performance Mean Score Rank
		No. of responses	Disagree (1-3)	Neither Agree nor Disagree (4)	Agree (5-7)		
2. Church (Continued)							
Q28.	Conflicts between members in my church are resolved effectively	32	18.8%	43.8%	37.5%	55.7%	51
Q29.	I feel that I can speak openly to my minister/s / an elder	32	12.5%	9.4%	78.1%	71.4%	38
Q30.	The leadership provided by the minister/s and elders is open and transparent	32	12.5%	25.0%	62.5%	66.7%	42
Q31.	Our church preaching proclaims Jesus clearly from the Bible	32	0.0%	0.0%	100.0%	94.3%	8
Q32.	Our church preaching proclaims Jesus in ways that connect with my particular needs, fears and hopes	31	0.0%	0.0%	100.0%	83.3%	22
Q33.	Our church singing expresses a range of Biblical truths and Christian affections	32	0.0%	0.0%	100.0%	92.7%	9
Q34.	Our church singing is supported by an effective musical leadership team	32	3.1%	0.0%	96.9%	88.5%	15
Q35.	Our church prayers are shaped by God's word and are characterised by confidence in God and thankfulness to him	32	0.0%	0.0%	100.0%	91.1%	10
Q36.	I am satisfied with the way that we celebrate the sacraments of baptism and the Lord's Supper	32	3.1%	0.0%	96.9%	90.6%	11
Q37.	Our church has developed clear strategies to help the surrounding community to trust in Jesus	31	41.9%	25.8%	32.3%	47.3%	54
Q38.	Our church partners actively with other churches in gospel mission locally, regionally, nationally, and globally	31	19.4%	19.4%	61.3%	61.8%	44
Q39.	Our church has a biblically-based and culturally appropriate vision for the future that inspires me	31	32.3%	6.5%	61.3%	61.3%	45
3. Leaders							
<i>In our church the minister/s and elders:</i>							
Q40a).	... model Christ-like living	32	0.0%	3.1%	96.9%	90.1%	12
Q40b).	... hold firmly to the truths of the whole Bible	31	0.0%	0.0%	100.0%	95.7%	7
Q40c).	... teach the gospel from both the Old and New Testaments	32	0.0%	0.0%	100.0%	96.4%	6
Q40d).	... are respected as an effective team of leaders	32	6.3%	6.3%	87.5%	81.8%	25
Q40e).	... have organised our church to help us to love God, love each other, and love God's world	32	9.4%	3.1%	87.5%	75.0%	37
Q40f).	... empower me to start new initiatives that further our church's vision	31	12.9%	32.3%	54.8%	57.0%	47
Q40g).	... ensure that all members are well cared for	32	9.4%	15.6%	75.0%	68.2%	41
Q40h).	... pray with and for us	32	6.3%	3.1%	90.6%	83.9%	21
Q40i).	... exercise discipline appropriately	30	10.0%	30.0%	60.0%	68.9%	40
Q40j).	... are effective in overseeing the needs of the vulnerable, weak and poor in our local community	30	13.3%	50.0%	36.7%	53.3%	53
Q40k).	... work together effectively with the Committee of Management	32	9.4%	3.1%	87.5%	75.5%	33
Q40l).	... inspire me to trust Jesus more deeply	32	0.0%	15.6%	84.4%	83.3%	22
Q40m).	... keep us well informed and actively encourage two-way communication	31	25.8%	3.2%	71.0%	60.2%	46
Q41.	The Committee of Management is effective in managing our church's financial affairs	32	0.0%	6.3%	93.8%	84.4%	18
Q42.	The Committee of Management is effective in addressing the practical needs of our church	32	6.3%	6.3%	87.5%	77.6%	30

4. About This Presbyterian Church

Statistical Results - Sorted by Mean Score

Sample Presbyterian Church {32}

		DISTRIBUTION OF SCORES				Performance Mean Score	Performance Mean Score Rank
		No. of responses	Disagree (1-3)	Neither Agree nor Disagree (4)	Agree (5-7)		
Q2.	I believe that Jesus died for my sins	32	0.0%	0.0%	100.0%	100.0%	1
Q3.	I believe that on the third day Jesus rose from the dead and appeared to many witnesses	32	0.0%	0.0%	100.0%	100.0%	1
Q4.	I believe that Jesus will come back from heaven to restore His people and His world	32	0.0%	0.0%	100.0%	100.0%	1
Q5.	I trust in Jesus alone as my only hope for eternal life	32	0.0%	0.0%	100.0%	100.0%	1
Q1.	I believe that the Bible is the word of God	32	0.0%	0.0%	100.0%	97.9%	5
Q40c).	... teach the gospel from both the Old and New Testaments	32	0.0%	0.0%	100.0%	96.4%	6
Q40b).	... hold firmly to the truths of the whole Bible	31	0.0%	0.0%	100.0%	95.7%	7
Q31.	Our church preaching proclaims Jesus clearly from the Bible	32	0.0%	0.0%	100.0%	94.3%	8
Q33.	Our church singing expresses a range of Biblical truths and Christian affections	32	0.0%	0.0%	100.0%	92.7%	9
Q35.	Our church prayers are shaped by God's word and are characterised by confidence in God and thankfulness to him	32	0.0%	0.0%	100.0%	91.1%	10
Q36.	I am satisfied with the way that we celebrate the sacraments of baptism and the Lord's Supper	32	3.1%	0.0%	96.9%	90.6%	11
Q40a).	... model Christ-like living	32	0.0%	3.1%	96.9%	90.1%	12
Q6.	I confess my sins to God regularly and specifically	32	0.0%	0.0%	100.0%	89.1%	13
Q10.	I serve regularly in a ministry of this church	32	0.0%	0.0%	100.0%	89.1%	13
Q34.	Our church singing is supported by an effective musical leadership team	32	3.1%	0.0%	96.9%	88.5%	15
Q8.	I can see evidence in my life of God transforming me through His spirit to become more like Jesus	31	0.0%	6.5%	93.5%	87.1%	16
Q19.	I feel that I am part of a community of believers in my church	32	3.1%	3.1%	93.8%	84.9%	17
Q7.	I maintain an active devotional life consisting of regular prayer and personal Bible reading	32	0.0%	9.4%	90.6%	84.4%	18
Q41.	The Committee of Management is effective in managing our church's financial affairs	32	0.0%	6.3%	93.8%	84.4%	18
Q18.	Our church prays regularly and intentionally for the surrounding community	32	6.3%	6.3%	87.5%	84.4%	18
Q40h).	... pray with and for us	32	6.3%	3.1%	90.6%	83.9%	21
Q32.	Our church preaching proclaims Jesus in ways that connect with my particular needs, fears and hopes	31	0.0%	0.0%	100.0%	83.3%	22
Q12.	I have developed close and satisfying friendships with non-Christians who know about my relationship with Jesus	32	3.1%	0.0%	96.9%	83.3%	22
Q40i).	... inspire me to trust Jesus more deeply	32	0.0%	15.6%	84.4%	83.3%	22
Q40d).	... are respected as an effective team of leaders	32	6.3%	6.3%	87.5%	81.8%	25
Q9.	I make regular and generous financial contributions to this church	32	6.3%	6.3%	87.5%	79.7%	26
Q24.	Our church has equipped and supports me to live for Jesus in my family, work, church and community	32	3.1%	3.1%	93.8%	79.2%	27
Q13.	I pray regularly for opportunities to proclaim Jesus in word and deed among my non-Christian family, friends, colleagues, and neighbours	32	3.1%	9.4%	87.5%	78.6%	28
Q22.	My family is actively involved in my church	30	10.0%	13.3%	76.7%	77.8%	29

4. About This Presbyterian Church

Statistical Results - Sorted by Mean Score

Sample Presbyterian Church {32}

		DISTRIBUTION OF SCORES			Performance Mean Score	Performance Mean Score Rank	
	No. of responses	Disagree (1-3)	Neither Agree nor Disagree (4)	Agree (5-7)			
Q42.	The Committee of Management is effective in addressing the practical needs of our church	32	6.3%	6.3%	87.5%	77.6%	30
Q11.	I have developed close and satisfying friendships at church	32	6.3%	18.8%	75.0%	76.0%	31
Q27.	I feel valued by God through the relationships that I have developed at my church	32	6.3%	12.5%	81.3%	76.0%	31
Q20.	Our church is welcoming to those who do not know or trust in Jesus	32	9.4%	3.1%	87.5%	75.5%	33
Q40k).	... work together effectively with the Committee of Management	32	9.4%	3.1%	87.5%	75.5%	33
Q14.	I am confident that I can explain the gospel clearly to a non-Christian, and would be prepared to be embarrassed or ridiculed for doing so	32	12.5%	6.3%	81.3%	75.5%	33
Q25.	Our church has equipped and supports me to serve others using my God-given gifts	32	3.1%	12.5%	84.4%	75.5%	33
Q40e).	... have organised our church to help us to love God, love each other, and love God's world	32	9.4%	3.1%	87.5%	75.0%	37
Q29.	I feel that I can speak openly to my minister/s / an elder	32	12.5%	9.4%	78.1%	71.4%	38
Q17.	Our church welcomes and cares for people from diverse backgrounds	32	12.5%	6.3%	81.3%	70.3%	39
Q40i).	... exercise discipline appropriately	30	10.0%	30.0%	60.0%	68.9%	40
Q40g).	... ensure that all members are well cared for	32	9.4%	15.6%	75.0%	68.2%	41
Q30.	The leadership provided by the minister/s and elders is open and transparent	32	12.5%	25.0%	62.5%	66.7%	42
Q21.	Our church is willing to try new initiatives	32	21.9%	9.4%	68.8%	63.5%	43
Q38.	Our church partners actively with other churches in gospel mission locally, regionally, nationally, and globally	31	19.4%	19.4%	61.3%	61.8%	44
Q39.	Our church has a biblically-based and culturally appropriate vision for the future that inspires me	31	32.3%	6.5%	61.3%	61.3%	45
Q40m).	... keep us well informed and actively encourage two-way communication	31	25.8%	3.2%	71.0%	60.2%	46
Q40f).	... empower me to start new initiatives that further our church's vision	31	12.9%	32.3%	54.8%	57.0%	47
Q23.	A mature person of the same gender from my church regularly encourages me in my life	32	31.3%	12.5%	56.3%	56.8%	48
Q16.	Our church has clear expectations for all members	32	21.9%	25.0%	53.1%	56.8%	48
Q15.	In the last three months, I have invited a non-Christian friend, colleague or family member to spend time socially with another Christian friend or to experience an aspect of our church community	32	34.4%	9.4%	56.3%	56.3%	50
Q28.	Conflicts between members in my church are resolved effectively	32	18.8%	43.8%	37.5%	55.7%	51
Q26.	I am able to share my deep feelings, fears and hopes with my minister/s / an elder	31	29.0%	22.6%	48.4%	55.4%	52
Q40j).	... are effective in overseeing the needs of the vulnerable, weak and poor in our local community	30	13.3%	50.0%	36.7%	53.3%	53
Q37.	Our church has developed clear strategies to help the surrounding community to trust in Jesus	31	41.9%	25.8%	32.3%	47.3%	54